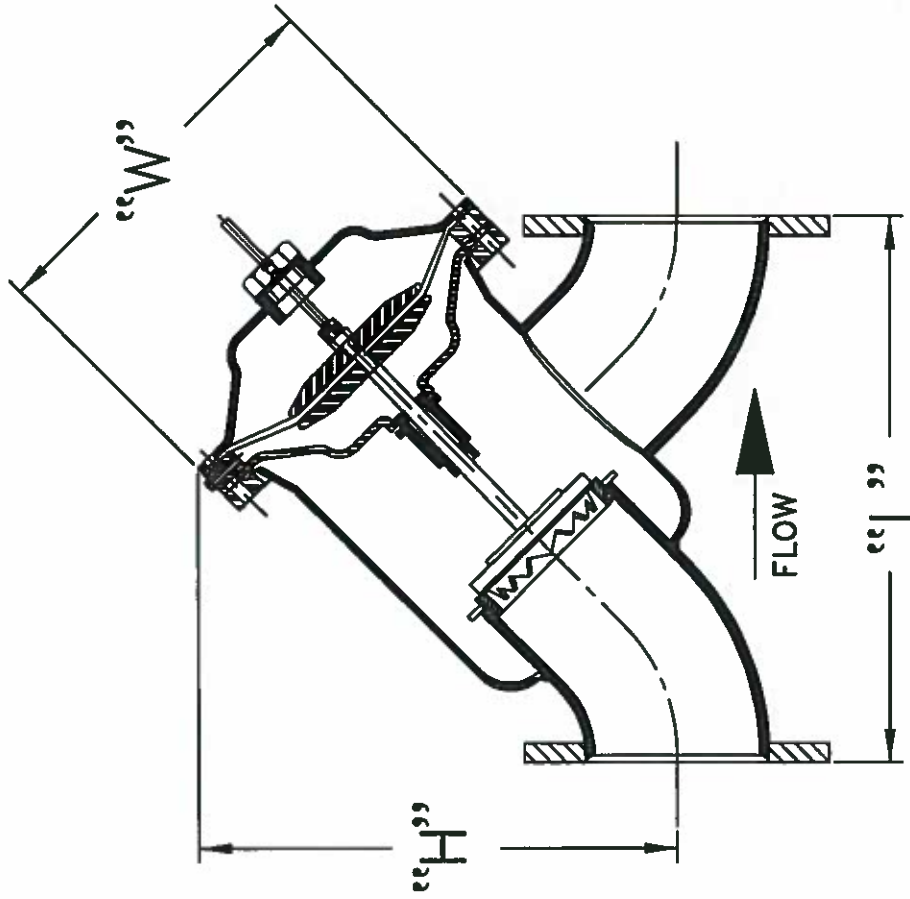


FLAT FACE FLG. SIZE	4"	6"	8"	10"	12"	14"
"L" LENGTH	15"	20"	25 ³ / ₈ "	29 ³ / ₄ "	34"	39"
"H" HEIGHT	13 ¹ / ₂ "	18 ¹ / ₂ "	25 ¹ / ₄ "	28"	37 ¹ / ₂ "	—
"W" WIDTH	9 ⁵ / ₈ "	14"	16 ¹ / ₂ "	22 ¹ / ₂ "	22 ¹ / ₂ "	22 ¹ / ₂ "
WEIGHT (LBS)	68	125	190	490	580	690
MAX. FLOW GPM(WATER)	800	1800	3100	4800	7000	8600
MIN. FLOW GPM(WATER)	60	138	236	365	525	710

MATERIAL SPECIFICATIONS:

1. STEEL SPECS = ASTM A570
GRADE 36
& AWWA C-200
2. WELDED FITTINGS = ANSI B16.9
3. BRONZE = ASTM B62
4. BRASS = QQ-B-626
5. STAINLESS STEEL = 303
6. DIAPHRAGM= BUNA-N, NYLON
FABRIC
REINFORCED
7. SEALS = BUNA-N
8. COATING = FUSION BONDED
EPOXY



THESE DRAWINGS AND INFORMATION CONTAINED
HEREON ARE THE EXCLUSIVE PROPERTY OF THE
J.R. SCHNEIDER CO., AND ARE NOT TO BE
REPRODUCED OR USED FOR ANY PURPOSE
WITHOUT WRITTEN APPROVAL OF THE
J.R. SCHNEIDER CO.

SCHNEIDER 800 SERIES VALVE

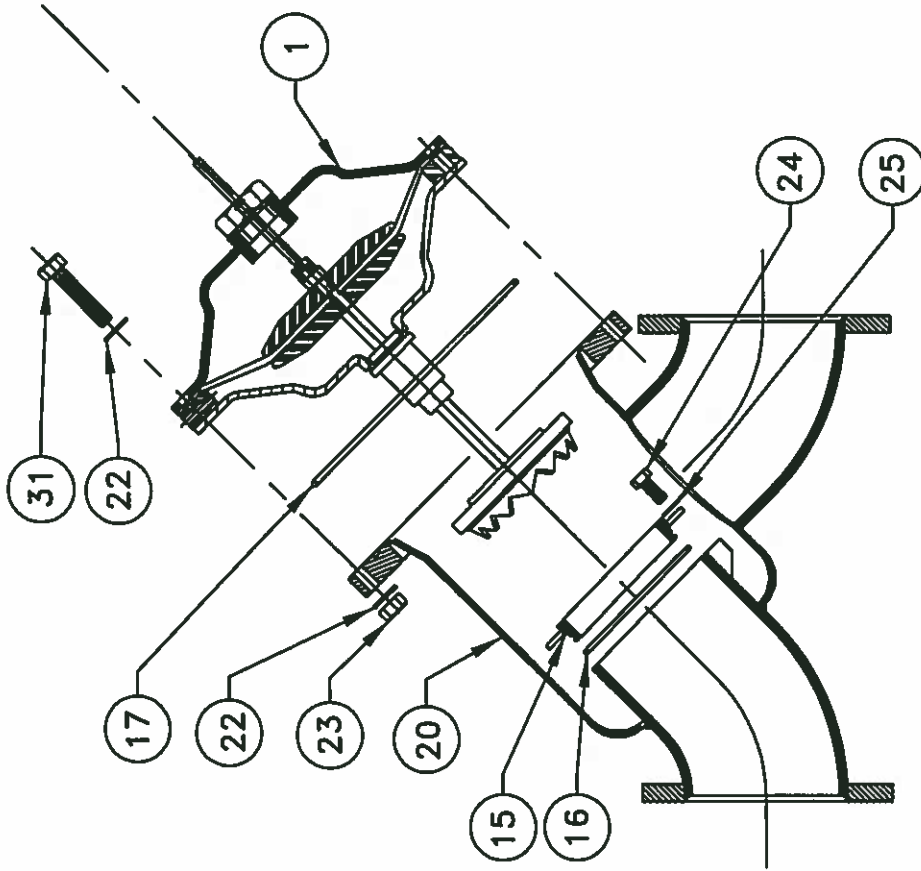
4", 6", 8", 10", 12", & 14" DIA
FAB. STL. 125LB FLG. VALVE

J.R. SCHNEIDER CO., INC. BENICIA, CA.

DRAWN	FDG	SCALE	NONE	DWG NO.	REV.
CHECKED		DATE	9-5-89	S-800-03	1
APPROVED		S.D. NO.			CUST.

COMPONENT LIST

ITEM	DESCRIPTION
1	ACTUATOR ASS'Y S-800-05
15	SEAT
16	"O"-RING SEAT
17	"O"-RING ACTUATOR
20	MAIN BODY
22	WASHER AS REQUIRED
23	NUT AS REQUIRED
24	HEX HEAD CAP SCREW
25	WASHER AS REQUIRED
31	HEX HEAD CAP SCREW



THESE DRAWINGS AND INFORMATION CONTAINED
HEREON ARE THE EXCLUSIVE PROPERTY OF THE
J.R. SCHNEIDER CO., AND ARE NOT TO BE
REPRODUCED OR USED FOR ANY PURPOSE
WITHOUT WRITTEN APPROVAL OF THE
J.R. SCHNEIDER CO.

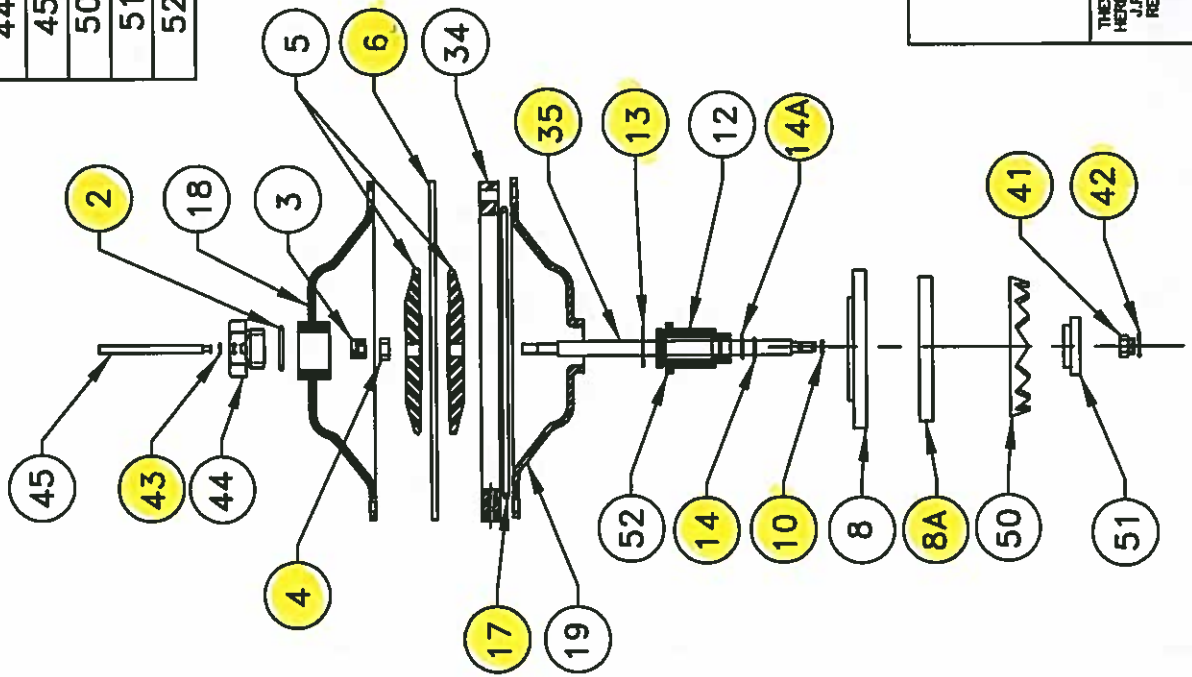
SCHNEIDER 800 SERIES VALVE
4", 6", 8", 10", 12", & 14" DIA
FAB. STL. 125LB FLG. VALVE


J.R. SCHNEIDER CO., INC. BENICIA, CA.

DRAWN	FG	SCALE	NONE	DWG NO.	REV.
CHECKED		DATE	9-7-89	S-800-04	—
APPROVED		S.D. NO.			CUST.

COMPONENT LIST

ITEM	DESCRIPTION	ITEM	DESCRIPTION
44	COVER NUT INDICATOR STEM	2	"O"-RING COVER NUT
45	INDICATOR STEM	3	INDICATOR NUT
50	V-PORT	4	STEM JAM NUT
51	V-PORT RETAINER	5	DIAPH. WASHER PLATES (2)REQ'D
52	ALLEN HEAD LOCK SCREW	6	DIAPHRAGM
		8	DISC HOLDER
		8A	DISC
		10	"O"-RING SHUT-OFF PLATE
		12	SHAFT BEARING
		13	"O"-RING SHAFT BEARING
		14	"O"-RING SHAFT(3)
		14A	TEFLON BACK-UP RING(5)
		17	"O"-RING DBL CHAMBER
		18	TOP COVER
		19	BOTTOM COVER DBL CHAMBER
		31	BOLT AS REQUIRED
		34	DBL CHAMBER FLANGE
		35	DBL CHAMBER SHAFT
		41	CASTLE NUT
		42	COTTER PIN
		43	"O"-RING INDICATOR STEM





SCHNEIDER
FILTRATION SYSTEMS

THESE DRAWINGS AND INFORMATION CONTAINED HEREON ARE THE EXCLUSIVE PROPERTY OF THE J.R. SCHNEIDER CO., AND ARE NOT TO BE REPRODUCED OR USED FOR ANY PURPOSE WITHOUT WRITTEN APPROVAL OF THE J.R. SCHNEIDER CO.

SCHNEIDER 800 SERIES VALVE
4", 6", 8", 10", 12", & 14" DIA
FAB. STL. 125LB FLG. VALVE
ACTUATOR ASSEMBLY

J.R. SCHNEIDER CO., INC. BENICIA, CA.

DRAWN FG	SCALE NONE	FIG. NO.	REV.
CHECKED	DATE 9-8-89	S-800-05	1
APPROVED	S.D. NO.	CUST.	