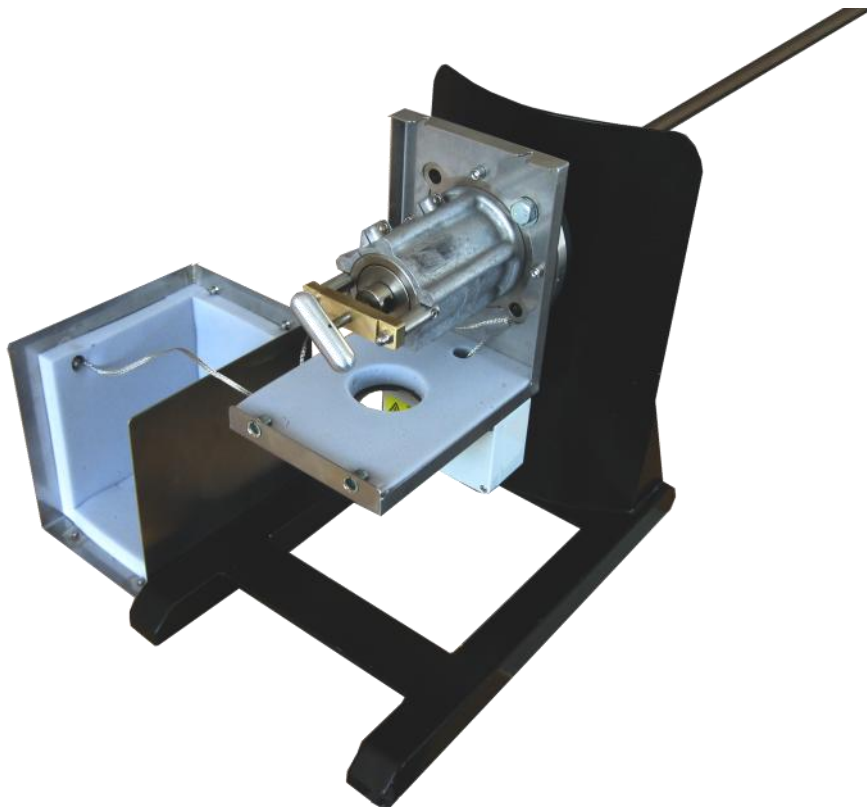


JES 301L Gas Sample Probe



JCT
Analysentechnik
GmbH



Sample Probes

Heated Hoses

Conditioners

NOx converter

Accessories

APPLICATION

- For continuous gas sampling in processes with dust content and humidity
- Removing aerosols and dust from sample
- Extractive gas analysis
- Emission monitoring and process monitoring
- For outdoor and indoor use

BENEFITS

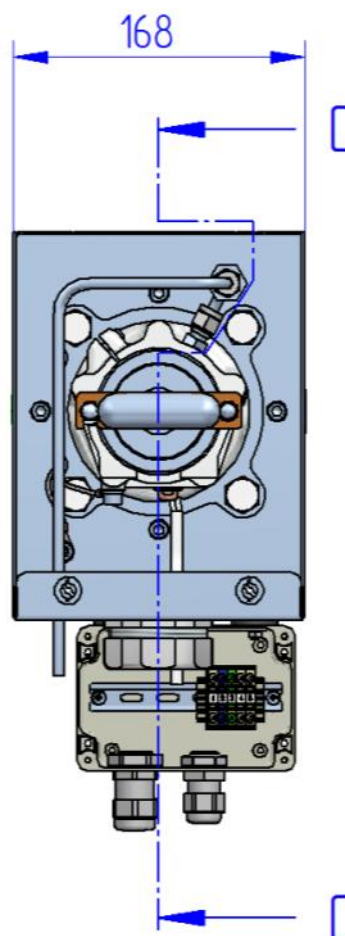
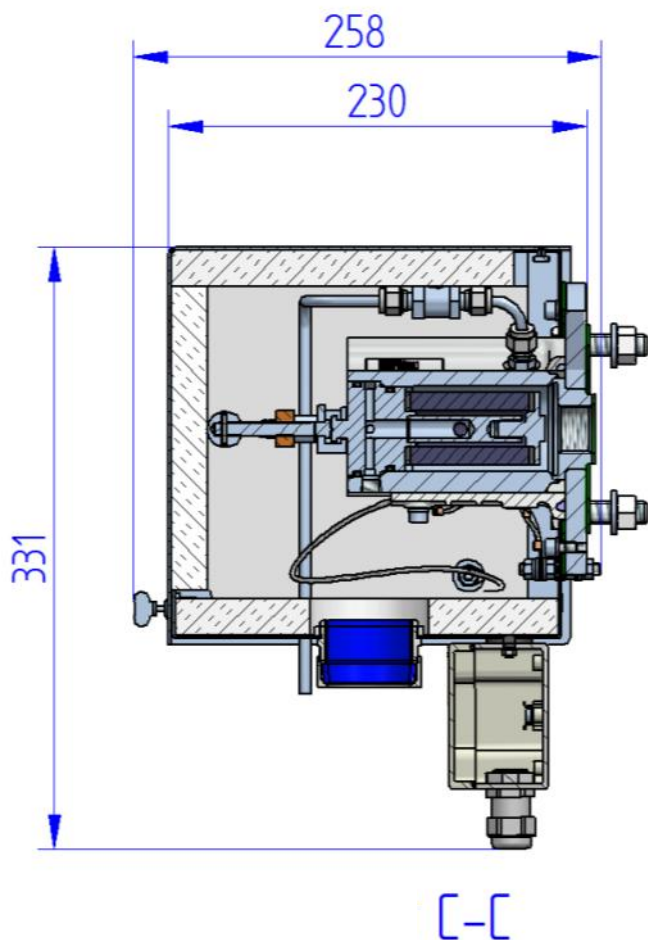
- Convenient filter replacement
- Small outlines
- Quick heat up, max. 30 min.
- Suitable for standard applications

FEATURES

- Filter replacement without tools
- 2 µm filter element heated to 180°C
- Filtration from outside to inside
- Calibration gas port (option)
- Heated sample hose connected directly to heated sampling probe
- Weather protection housing
- For dust concentrations up to 1 g/m³
- Self regulating PTC heater
- Low temperature status contact
- No temperature controller needed



TECHNICAL DATA



SPECIFICATIONS	
Filter element	Bonded silicon carbide; pore size 2µm; 40/20x66 mm
Operating pressure	max. 200 kPa abs.
Mounting flange Option	DN 65, PN6; DIN 2573; SS316Ti 2" ANSI-flange, 150lbs.
Mounting angle	recommended 5°-15° incline to allow condensate drainage
Sample gas inlet	G3/4" female thread
Sample gas outlet	1/8" NPT female thread
Calibration port (option)	4/6mm pipe stub
Gas wetted parts	SS316Ti, SiC, Viton® (FKM)
Operating temperature	approx. 180°C
Heater element	PTC self limited
Low temperature threshold	150°C
Heat up time	approx. 30 min

SPECIFICATIONS	
Ambient temperature	-20°C ... +60°C
Dust load	max. 1g/m ³ , flow dependant
Power consumption	approx. 300 VA
Power supply	115-230VAC 50/60Hz
Connection terminal	Springtype terminal clamping range 0,08....2,5 mm ²
Cable entry power supply	Conduit M20
Cable entry status contact	Conduit M16
Contact rating status contact (volt free)	min. 24VDAC/50mA max. 230VAC/5A cosP 0,95
Protection class	IP43 according to EN60529
Weather protection housing	SS304, thermally isolated
Weight	approx. 9 kg
Zulassungen /Zeichen	CE

ORDER CODE

Art.No.	Model ^{*1}	Filter	Options			Flange		Supply voltage
		2µm bonded silicon carbide	Calibration Port with Non Return Valve	Calibration Port without Non Return Valve	Weather protection	DN65/PN6	2" ANSI, 150 lbs	115VAC to 230VAC 50/60Hz
35.03000	JES 301L	X			X	X		X
35.03010	JES 301LC	X	X		X	X		X
35.03020	JES 301LA	X		X	X	X		X
35.03030	JES 301LZ	X			X		X	X
35.03040	JES 301LCZ	X	X		X		X	X
35.03050	JES 301LAZ	X		X	X		X	X

*1 Scope of delivery: device, mounting material, gasket for flange, operating manual

ACCESSORIES	
Part No.	Description
35.03060	Sampling pipe, 12mm diameter, SS316Ti, max. 600°C, l = 1000 mm
35.00950	Gasket for sampling pipe 3/4"
35.90080	Male connector SS316, for 6 mm tube
35.90081	Male connector SS316, for 8 mm tube
35.90083	Male connector, SS316, for 1/4" tube
35.90084	Male connector, SS316, for 3/8" tube
35.90086	Male connector, SS316, for 6 mm tube
35.90087	Adapter for G3/8" connector SS316, for 10 mm tube

CONSUMABLE PARTS	
Part No.	Description
35.93100	Consumables kit, consisting of 1 x O-ring A and B, 1 x filter element bonded SiC 2 µm, 2 x gaskets Viton®
35.90010	O-ring A, 200°C, Viton® (FKM)
35.90011	O-ring B, 200°C, Viton® (FKM)
35.93014	Filter element bonded SiC, 2 µm, 40/20 x 66mm
35.90015	Gasket for filter element, 200°C, Viton® (FKM)

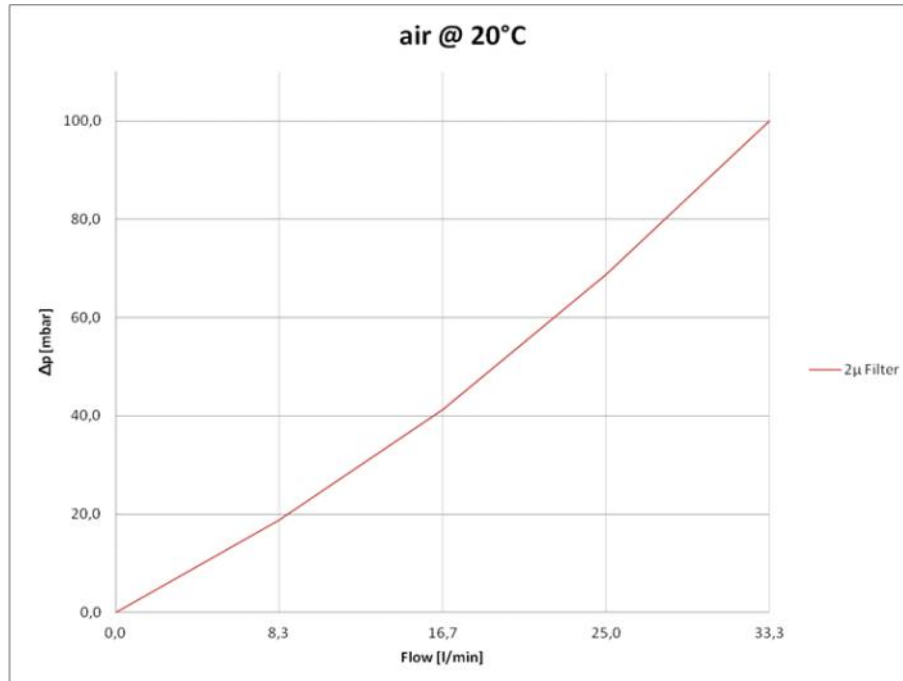
FLANGE ADAPTER		
Part No.	Material	Dimensions
35.08010	SS304 (1.4301)	DN65/PN6 to 2 1/2"
35.08030	SS304 (1.4301)	DN65/PN6 to DN80/PN6
35.08020	SS304 (1.4301)	DN65/PN6 to 3"
other adapters and materials on request		
35.01401	Thermal spacer	

SPARE PARTS	
Part No.	Description
35.93050	Heater element for model JES 301L
35.93052	Heater element for models JES 301LC and JES 301LA
35.90070	T-handle assembly kit
35.90071	Extractor kit complete
K3522001	Non return valve

GASKET FOR FLANGE	
Part No.	Description
35.00955	Flange gasket DN65
K3501004	Flange gasket ANSI 2"

ACCESSORIES FOR HEATED SAMPLE HOSE	
Part No.	Description
35.00970	PG 42 fitting
35.00980	Compression fitting

FLOW DIAGRAM



Specification subject to change without notice.

PDS_E_JES301L_v1.2

JCT Analystechnik GmbH

Werner Heisenberg-Straße 4 A-2700 Wiener Neustadt
Tel. +43 (0) 2622 / 87201 Fax +43 (0) 2622 / 872011
E-Mail: sales@jct.at Web: www.jct.at

