




1980 Rotating Cam Limit Switches

Ordering Guide & Technical Information




1980 1 04 - R - SP - X

NUMBER OF CAMS

ENCLOSURE TYPE

1980	Standard
1980R	Built-In Resolver

SEE PAGE 10 FOR CATALOG NUMBER



HORIZONTAL Mtg.

NOTE: Timing dial always mounted at right hand and as shown, takes one circuit space, as viewed from right side.



VERTICAL Mtg.

		TIMING DIAL*	
HORIZ. Mtg.	X	NO TIMING DIAL	}
	TD1	C.W. ROTATION	
	TD2	C.C.W. ROTATION	
VERT. Mtg.	TD3	C.W. ROTATION	
	TD4	C.W. ROTATION	

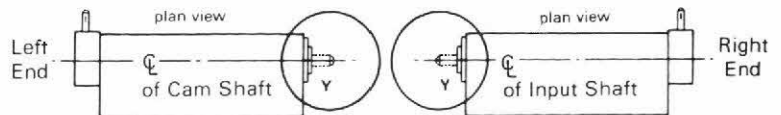
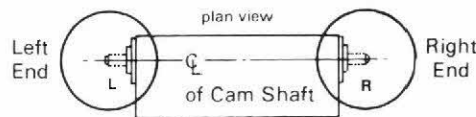
* NOTE: If window is required for timing dial, replace D with W in Catalog Number (i.e., TW1)

TIMING DIAL DECAL	
TD1	NP-76-B
TD2	NP-71-B
TD3	NP-78-B
TD4	NP-77-B

SWITCH OPTION	
—	NO SWITCH OPTION
R	RUBBER BOOT

SWITCH TYPE	
SP	SINGLE POLE DOUBLE THROW
DP	DOUBLE POLE DOUBLE THROW
**SPP	SPDT WITH PLUG-IN SOCKET
**DPP	DPDT WITH PLUG-IN SOCKET
SPK	SPDT WITH CLAMP TERMINAL

SHAFT EXTENSION	
R	RIGHT HAND
L	LEFT HAND
D	DOUBLE ENDED
X	NO SHAFT EXTENSION OPPOSITE GEAR BOX
Y	SHAFT EXTENSION OPPOSITE GEAR BOX



** When plug-in switches are specified, one extra circuit space must be allowed for in the enclosure.