

Low voltage contactors LT1-D/K

Documents corresponding to the product:

Standard EN 60947-1; EN 60 947-4-1
The products are in accordance with the directives of EC "Low voltage directives (LVD) no. 2006/95/EC" and "Electromagnetic Compatibility Directives (EMC) no. 2004/108/EC".



Documents corresponding to the product:

Standard EN 60947-1; EN 60 947-4-1
The products are in accordance with the directives of EC "Low voltage directives (LVD) no. 73/23 EEC" and "Electromagnetic Compatibility Directives (EMC) no. 89/336 EEC".



Low voltage contactors LT1-D/K

5 YEAR WARRANTY *for industrial usage, 3 years warranty

LT 1 D contactors are alternating current contactors for control of circuits and consumers operating in class AC3. It is suitable for consumers with rated current up to 95A. The contactors are offered in a type with 1 NO contact for operating circuit making and the models over 40A also have 1NC operating contactor.

Functions:

- switching on/off heavy-loaded electrical circuits at controlling signal to the coil
- making of control systems
- used as an operating element in process control panels
- remarkable with high reliability of current characteristics
- reliable separation of power contactors
- secured cover of the movable part of the contactor

Technical data:

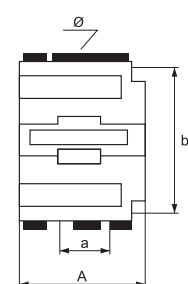
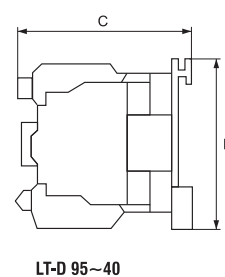
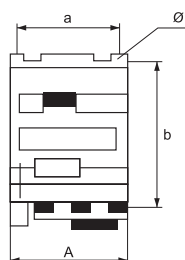
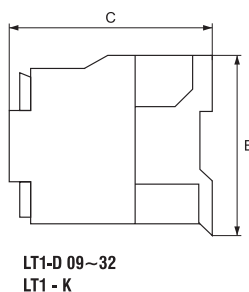
- Operation class: utilization category AC-3
- Rated operating voltage of power contactors: up to 690V; 50/60Hz
- Composition of the power contact surfaces: unalloyed copper with coating 80% AgSnO
- Surge voltage wear resistance: >8000V
- Rated voltage of the coil: from 12 to 400V AC
- Coil material: pure copper type QA-1
- Magnetic core material: alloy steel type 360

- Moveable part material: Bakelite
- Limits of the controlling coil voltage: operating range of coil
- Joining terminal: screw terminal
- Connecting:
 - flexible conductors with or without cable terminal
 - rigid conductors
- Electrical wear resistance (number of cycles): ≥ 1000000
- Mechanical wear resistance (number of cycles): ≥ 10000000
- Number of cycles per hour: 1200 UP TO 32A; 600 for 40-95A
- Pole leaking power: up to 13W

Mounting:

- on DIN-rail
- with bolts to the surface
- mounting position: vertical gradient – maximum $\pm 5^\circ$
- Plastic: wear resistance of UV rays and non-flammable (self-extinguishing material)
- Ambient temperature: $-10^\circ\text{C} + 65^\circ\text{C}$
- Altitude: up to 2000m

Type	Overall dimensions (mm)					
	a	b	\varnothing	A	B	C
LT1-HK 06~12/LT-1K	34/35	45	4.5	45	50	50
LT-D 09~12	34/35	50/60	4.5	47	70	82
LT1 D18	34/35	50/60	4.5	47	70	87
LT1 D25	40	48	4.5	57	80	95
LT1 D32	40	48	4.5	57	80	100
LT-D 40~65	40	100/110	6.5	77	126	116
LT-D 80~95	40	100/110	6.5	87	126	127



Type number	Rated capacity (kW)					Power consumption of coil (VA)		Rated current in AC-3 440V to up	Tightening moment (N.m)	Section of the power supply conductor	Packing/Box (pcs)	Catalogue number according to the coil voltage (V)						
	220V 230V	380V 400V	415V	440V	660V 690V	closed inrush	open hold					230V	400V	12V	24V	36V	48V	110V
LT1 - K 0610 1NO	1.5	2.2	2.2	2.2	3	7	60	6A	1.7	0.75-2.5	1 / 100	23061E	23062E	23063E	23064E	23065E	23066E	23067E
LT1 - K 0910 1NO	2.2	3.7	3.7	3.7	4	7	60	9A	1.7	0.75-2.5	1 / 100	23091E	23092E	23093E	23094E	23095E	23096E	23097E
LT1 - K 1210 1NO	3	4	4	4	5	7	60	12A	1.7	0.75-2.5	1 / 100	23121E	23122E	23123E	23124E	23125E	23126E	23127E
LT1 - D0910 1NO	2.2	4	4	4	5.5	7	60	9A	1.7	1-4	1 / 50	23091	23092	23093	23094	23095	23096	23097
LT1 - D0901 1NC	2.2	4	4	4	5.5	7	60	9A	1.7	1-4	1 / 50	23273	23270	23271	23272	23277	23278	23279
LT1 - D1210 1NO	3	5.5	5.5	5.5	7.5	7	60	12A	1.7	1-4	1 / 50	23121	23122	23123	23124	23125	23126	23127
LT1 - D1201 1NC	3	5.5	5.5	5.5	7.5	7	60	12A	1.7	1-4	1 / 50	23274	23280	23281	23282	23283	23284	23285
LT1 - D1810 1NO	4	7.5	9	9	10	7	60	18A	1.7	1-4	1 / 50	23181	23182	23183	23184	23185	23186	23187
LT1 - D1801 1NC	4	7.5	9	9	10	7	60	18A	1.7	1-4	1 / 50	23275	23286	23287	23288	23289	23290	23291
LT1 - D2510 1NO	5.5	11	11	11	15	7.5	90	25A	2.5	2.5-10	1 / 50	23251	23252	23253	23254	23255	23256	23257
LT1 - D2501 1NC	5.5	11	11	11	15	7.5	90	25A	2.5	2.5-10	1 / 50	23276	23292	23293	23294	23295	23296	23297
LT1 - D3210 1NO	7.5	15	15	15	18.5	7.5	90	32A	2.5	2.5-10	1 / 50	23321	23322	23323	23324	23325	23326	23327
LT1 - D4011 1NO+1NC	11	18.5	22	22	30	20	200	40A	5	2.5-16	1 / 20	23401	23402	23403	23404	23405	23406	23407
LT1 - D5011 1NO+1NC	15	22	25	25	33	20	200	50A	5	6-25	1 / 20	23501	23502	23503	23504	23505	23506	23507
LT1 - D6511 1NO+1NC	18.5	30	37	37	37	20	200	65A	5	6-25	1 / 20	23651	23652	23653	23654	23655	23656	23657
LT1 - D8011 1NO+1NC	22	37	45	45	45	20	200	80A	9	10-50	1 / 15	23801	23802	23803	23804	23805	23806	23807
LT1 - D9511 1NO+1NC	25	45	45	45	45	20	200	95A	9	10-50	1 / 15	23951	23952	23953	23954	23955	23956	23957