



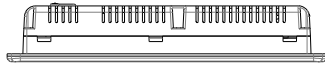
Feature

- 10.4" 800 x 600 TFT LCD, LED Backlight
- Fan-less Cooling System
- Built-in 256 MB Flash Memory and RTC
- SD Card Slot for Expansion of Storage
- One USB Host Port and One USB Client Port
- COM1 and COM3 RS-485 & CAN Bus Built-in Isolation
- COM1 and COM3 RS-485 2W supports MPI 187.5K, please use one at one time.
- CAN Bus port supports CANopen Protocol
- Built-in Power Isolator
- NEMA4 / IP65 Compliant Front Panel

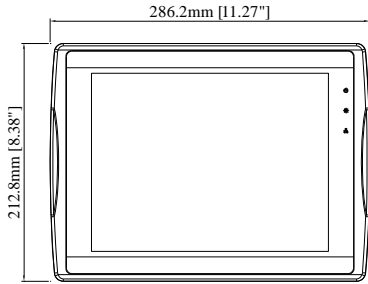
Display	Display	10.4" TFT
	Resolution	800 x 600
	Brightness (cd/m ²)	400
	Contrast Ratio	400:1
	Backlight Type	LED
	Backlight Life Time	>30,000 hrs.
	Colors	262K
	LCD Viewing Angle (T/B/L/R)	60/70/70/70
Touch Panel	Type	4-wire Resistive Type
	Accuracy	Active Area Length(X)±2%, Width(Y)±2%
Memory	Flash	256 MB
	RAM	256 MB
Processor		32 bit RISC CPU 800MHz
I/O Port	SD Card Slot	SD/SDHC
	USB Host	USB 2.0 x 1
	USB Client	USB 2.0 x 1
	Ethernet	10/100 Base-T x 1
	COM Port	COM1: RS-232/RS-485 2W/4W COM3: RS-232/RS-485 2W*
	RS-485 Dual Isolation	Yes
	CAN Bus	Yes
	HDMI	N/A
	Audio Output	N/A
	Video Input	N/A
RTC		Built-in
Power	Input Power	24±20%VDC
	Power Isolation	Built-in
	Power Consumption	800m A@24VDC
	Voltage Resistance	500VAC (1 min.)
	Isolation Resistance	Exceed 50MΩ at 500VDC
	Vibration Endurance	10 to 25Hz (X, Y, Z direction 2G 30 minutes)
Specification	PCB Coating	Yes
	Enclosure	Plastic
	Dimensions WxHxD	286.2 x 212.8 x 50 mm
	Panel Cutout	259 x 201 mm
	Weight	Approx. 1.6 kg
	Mount	Panel mount, VESA mount 75 x 75 mm
Environment	Protection Structure	UL Type 4X (indoor use only) / NEMA4 / IP65 Compliant Front Panel
	Storage Temperature	-20° ~ 60°C (-4° ~ 140°F)
	Operating Temperature	0° ~ 50°C (32° ~ 122°F)
	Relative Humidity	10% ~ 90% (non-condensing)
Certificate	CE	CE marked
	UL	cULus Listed
Software		EasyBuilder Pro

*Only Tx & Rx (no RTS/CTS) may be used for COM1 RS-232 when COM3 RS-232 is also used.

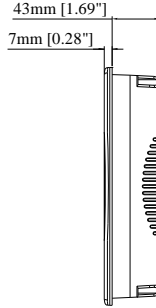
Dimensions



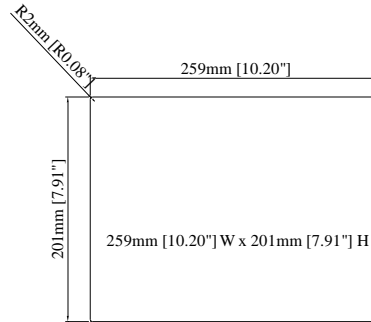
Top View



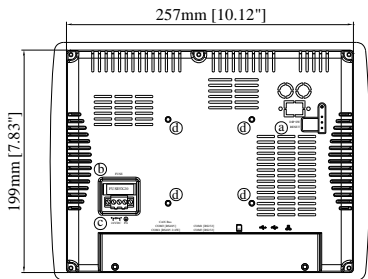
Front View



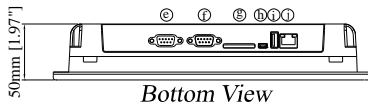
Side View



Cutout Dimensions



Rear View



Bottom View

a	DIP SW & Reset Button	f	COM1 RS-232, COM3 RS-232
b	Fuse	g	SD Card Slot
c	Power Connector	h	USB Client Port
d	VESA 75 mm Screw Holes	i	USB Host Port
e	COM1 RS-485 COM3 RS-485 CAN Bus	j	Ethernet Port

Ordering Information

- eMT3105P**
10.4" TFT LCD HMI, 256 MB flash memory / 256 MB RAM on board
- FLZ485000**
Multi-Connector cable COM1[485]/COM3[485]/CAN Bus
- FLZ232000**
Multi-Connector cable COM1[232]/ COM3[232]

Pin Assignment:

COM1 / COM3 [RS232] 9 Pin, Male, D-sub

PIN#	COM1 [RS232]	COM3 [RS232]
1		
2	RxD	
3	TxD	
4		
5	GND	
6		
7	RTS	TxD
8	CTS	RxD
9		

COM1 / COM3 [RS485] / CAN Bus 9 Pin, Female, D-sub

PIN#	COM1 [RS485]2W	COM1 [RS485]4W	COM3 [RS485]	CAN Bus
1	Data-	Rx-		
2	Data+	Rx+		
3		Tx-		
4		Tx+		
5	GND (Isolation)			
6			Data-	
7				CAN_L
8				CAN_H
9			Data+	